

Katra Auto Engineering Private Limited

Financials

FOR THE PERIOD

(1st April 2021 – 31th Mar 22)



R. P. BHIDE & ASSOCIATES

CHARTERED ACCOUNTANTS

Flat No. 2, Ram Apartments,
195, Navi Peth, Near Patrakar Bhavan, Pune - 411030.
Telefax : 24538006 E-mail : rpb@carpbhide.net, rujuta.damle2703@gmail.com

C.A. Ramchandra P. Bhide, B.Sc., LL.B.(Gen.), F.C.A.

C.A. Rujuta A. Damle, M.Com., A.C.A.

INDEPENDENT AUDITOR'S REPORT

To the Members of Katra Auto Engineering Pvt Ltd

Report on the Financial Statements

We have audited the accompanying financial statements of Katra Auto Engineering Pvt Ltd ("the Company"), which comprise the Balance Sheet as at 31st March, 2022, the Statement of Profit and Loss and the Cash Flow Statement for the year then ended, and a summary of significant accounting policies and other explanatory information.

Management's Responsibility for the Financial Statements

The Company's Board of Directors is responsible for the matters stated in Section 134(5) of the Companies Act, 2013 ("the Act") with respect to the preparation of these financial statements that give a true and fair view of the financial position, financial performance and cash flows of the Company in accordance with accounting principles generally accepted in India, including the Accounting Standards specified under Section 133 of the Act, read with Rule 7 of the Companies (Accounts) Rules, 2014. This responsibility also includes maintenance of adequate accounting records in accordance with the provisions of the Act for safeguarding of the assets of the Company and for preventing and detecting frauds and other irregularities; selection and application of appropriate accounting policies; making judgments and estimates that are reasonable and prudent; and design, implementation and maintenance of adequate internal financial controls, that were operating effectively for ensuring the accuracy and completeness of the accounting records, relevant to the preparation and presentation of the financial statements that give a true and fair view and are free from material misstatement, whether due to fraud or error.

Auditor's Responsibility

Our responsibility is to express an opinion on these financial statements based on our audit.

We have taken into account the provisions of the Act, the accounting and auditing standards and matters which are required to be included in the audit report under the provisions of the Act and the Rules made thereunder.

We conducted our audit in accordance with the Standards on Auditing specified under Section 143(10) of the Act. Those Standards require that we comply with ethical requirements and plan and perform the audit to obtain reasonable assurance about whether the financial statements are free from material misstatement.



An audit involves performing procedures to obtain audit evidence about the amounts and the disclosures in the financial statements. The procedures selected depend on the auditor's judgment, including the assessment of the risks of material misstatement of the financial statements, whether due to fraud or error. In making those risk assessments, the auditor considers internal financial control relevant to the Company's preparation of the financial statements that give a true and fair view in order to design audit procedures that are appropriate in the circumstances. An audit also includes evaluating the appropriateness of the accounting policies used and the reasonableness of the accounting estimates made by the Company's Directors, as well as evaluating the overall presentation of the financial statements.


We believe that the audit evidence we have obtained is sufficient and appropriate to provide a basis for our audit opinion on the financial statements.

Opinion

In our opinion and to the best of our information and according to the explanations given to us, the aforesaid financial statements give the information required by the Act in the manner so required and give a true and fair view in conformity with the accounting principles generally accepted in India, of the state of affairs of the Company as at 31st March, 2022, and its loss and its cash flows for the year ended on that date.

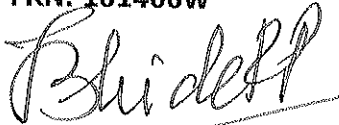
Report on Other Legal and Regulatory Requirements

1. As required by the Companies (Auditor's Report) Order, 2016 ("the Order") issued by the Central Government in terms of sub-section 11 of section 143 of the Act, we give in the 'Annexure A', a statement on the matters specified in paragraphs 3 and 4 of the Order.
2. As required by Section 143 (3) of the Act, we report that:
 - (a) we have sought and obtained all the information and explanations which to the best of our knowledge and belief were necessary for the purposes of our audit;
 - (b) in our opinion, proper books of account as required by law have been kept by the Company so far as it appears from our examination of those books;
 - (c) the Balance Sheet, the Statement of Profit and Loss, and the Cash Flow Statement dealt with by this Report are in agreement with the books of account;
 - (d) in our opinion, the aforesaid financial statements comply with the Accounting Standards specified under Section 133 of the Act, read with Rule 7 of the Companies (Accounts) Rules, 2014;
 - (e) In our opinion, there are no matters that may have an adverse effect on the functioning of the Company;
 - (f) on the basis of the written representations received from the directors as on 31st March, 2022 taken on record by the Board of Directors, none of the directors is disqualified as on 31st March, 2022 from being appointed as a director in terms of Section 164 (2) of the Act;




- (g) with respect to the adequacy of the internal financial controls over financial reporting of the Company and the operating effectiveness of such controls, refer to our separate report in 'Annexure B'; and
- (h) with respect to the other matters to be included in the Auditor's Report in accordance with Rule 11 of the Companies (Audit and Auditors) Rules, 2014, in our opinion and to the best of our information and according to the explanations given to us:
- i. The Company does not have any pending litigations which would impact its financial position.
 - ii. The Company did not have any long-term contracts including derivative contracts for which there were any material foreseeable losses.
 - iii. There were no amounts which were required to be transferred to the Investor Education and Protection Fund by the Company.

For R.P.Bhide & Associates
Chartered Accountants
FRN: 101406W



C.A. Ramchandra P. Bhide
Partner
M.No.:042687



Place : Pune

Date : 9th May, 2022

UDIN : 22042687AIQKKB9307

ANNEXURE A TO INDEPENDENT AUDITORS' REPORT


[Referred to in paragraph 1 under 'Report on Other Legal and Regulatory Requirements' in the Independent Auditors' Report of even date to the members of Katra Auto Engineering Pvt Ltd on the financial statements for the year ended 31st March, 2022]

- i.
 - a) The company has maintained proper records showing full particulars on the details, quantity and situation of tangible and intangible assets.
 - b) All the fixed assets have been physically verified by the management during the year and no material discrepancies were identified on such verification.
 - c) According to the information and explanations given to us and on the basis of our examination of the records of the Company, the title deeds of immovable properties are held in the name of the Company.
 - d) The company has not revalued its property in the form of land during the year.
 - e) There are no proceedings initiated or pending against the Company for holding any benami property under the Benami Transactions (Prohibition) Act, 1988.
- ii. The Company does not have inventory. Accordingly, the requirements of paragraph 3(ii) of the CARO, 2020 are not applicable to the Company.
- iii. The Company has not granted any loans, secured or unsecured, has not provided any guarantee to Companies, firms, Limited Liability Partnerships (LLP) or other parties. Accordingly, the provisions stated in paragraph 3 (iii) (a) to (f) of the order are not applicable to the Company.
- iv. In our opinion and according to the information and explanations given to us, the Company has complied with the provisions of section 185 and 186 of the Act, in respect of loans, investments, guarantees and security made.
- v. The Company has not accepted any deposits. Hence the provisions stated in paragraph 3 (v) of the CARO, 2020 are not applicable to the Company.
- vi. The provisions of sub-section (1) of section 148 of the Act are not applicable to the Company. Accordingly, the provisions stated in paragraph 3 (vi) of the order are not applicable to the Company.
- vii. According to the information and explanation given to us, the Company is regular in depositing with appropriate authorities undisputed statutory dues including provident fund, employees' state insurance, income-tax, sales-tax, wealth tax, service tax, duty of customs, duty of excise, value added tax, cess and any other statutory dues applicable to it.
- viii. There are no transactions unrecorded in the books of account which have been surrendered or disclosed as income during the year in the tax assessments under the Income Tax Act, 1961. Accordingly, paragraph 3(viii) of the Order is not applicable.
- ix. The Company did not accept any loan during the year and hence there is no instance of default in repayment and hence, paragraph 3 (ix) of the Order is not applicable.
- x. The Company did not raise money by way of initial public offer or further public offer (including debt instruments) during the year and hence, paragraph 3(x) of the Order is not applicable.
- xi. No fraud by the Company or any fraud on the Company has been noticed during the year and hence, paragraph 3(xi)(a) to (c) of the Order is not applicable.
- xii. The Company is not a Nidhi Company.




- xiii. All transactions with the related parties are in compliance with sections 177 and 188 of the Companies Act, 2013 wherever applicable and the details have been disclosed in the financial statements, etc., as required by the applicable accounting standards.
- xiv. The Company has an internal audit system commensurate with the size and nature of its business. There are no reports as such issued by the internal auditor during the year to be referred to.
- xv. According to the information and explanations given to us and based on our examination of the records of the Company, the Company has not entered into non-cash transactions with directors or persons connected with him. Accordingly, paragraph 3(xv) of the Order is not applicable.
- xvi. In our opinion, the Company is not required to be registered under section 45 IA of the Reserve Bank of India Act, 1934 and accordingly, the provisions of clause 3 (xvi) of the Order are not applicable to the Company.
- xvii. The Company has incurred cash loss of Rs.22,182/- and Rs.11,805/- for the financial year ended 31-03-2022 and 31-03-2021 respectively.
- xviii. There is no change in statutory auditor appointed.
- xix. In our opinion and explanations given to us no material uncertainty exists as on the date of the audit report that company is capable of meeting its liabilities existing at the date of balance sheet as and when they fall due within a period of one year from the balance sheet date. We have considered the financial ratios, ageing and expected dates of realisation of financial assets and payment of financial liabilities, other information accompanying the financial statements, knowledge of the Board of Directors and management plans.
- xx. CSR provisions and Schedule VII of the Companies Act, 2013 are not applicable to the Company and hence paragraph 3(xx) (a) and (b) of the order is not applicable to the Company.
- xxi. The Company does not have any subsidiary to prepare consolidated financial statements. Hence it is not required to indicate the details of those companies and accordingly the paragraph numbers of the CARO report containing the qualifications or adverse remarks as the case may be are not included here in this report.

For R.P.Bhide & Associates
Chartered Accountants
FRN: 101406W



C.A. Ramchandra P. Bhide
Partner
M.No.:042687



Place : Pune

Date : May 09, 2022

UDIN : 22042687AIQERB9307

ANNEXURE B TO INDEPENDENT AUDITORS' REPORT

Report on the Internal Financial Controls under Clause (i) of sub-section 3 of Section 143 of the Companies Act, 2013 ('the Act')

We have audited the internal financial controls over financial reporting of Katra Auto Engineering Pvt Ltd ('the Company') as of 31st March, 2022 in conjunction with our audit of financial statements of the Company for the year ended on that date.

Management's Responsibility for Internal Financial Controls


The Company's Management is responsible for establishing and maintaining internal financial controls based on the internal control over financial reporting criteria established by the Company considering the essential components of internal control stated in the Guidance Note on Audit of Internal Financial Controls over Financial Reporting issued by the Institute of Chartered Accountants of India ('ICAI'). These responsibilities include the design, implementation and maintenance of adequate internal financial controls that were operating effectively for ensuring the orderly and efficient conduct of its business, including adherence to the Company's policies, the safeguarding of its assets, the prevention and detection of frauds and errors, the accuracy and completeness of the accounting records, the timely preparation of reliable financial information, as required under the Companies Act, 2013.

Auditor's Responsibility

Our responsibility is to express an opinion on the Company's internal financial controls over financial reporting based on our audit. We conducted our audit in accordance with the Guidance Note on Audit of Internal Financial Controls over Financial Reporting (the 'Guidance Note') and the Standards on Auditing, issued by the ICAI and deemed to be prescribed under Section 143(10) of the Companies Act, 2013, to the extent applicable to an audit of internal financial controls, both applicable to an audit of internal financial controls and, both issued by the ICAI. Those Standards and Guidance Note require that we comply with ethical requirements and plan and perform the audit to obtain reasonable assurance about whether adequate internal financial controls over financial reporting were established and maintained and if such controls operated effectively in all material respects.

Our audit involves performing procedures to obtain audit evidence about the adequacy of the internal financial controls system over financial reporting and their operating effectiveness. Our audit of internal financial controls over financial reporting included obtaining an understanding of internal financial controls over financial reporting, assessing the risk that a material weakness exists, and testing and evaluating the design and operating effectiveness of internal control based on the assessed risk of material misstatement of the financial statements, whether due to fraud or error.

We believe that the audit evidence we have obtained is sufficient and appropriate to provide a basis for our audit opinion on the Company's internal financial controls system over financial reporting.



Meaning of Internal Financial Controls over Financial Reporting

A company's internal financial control over financial reporting is a process designed to provide reasonable assurance regarding the reliability of financial reporting and preparation of financial statements for external purposes in accordance with generally accepted accounting principles. A company's internal financial control over financial reporting includes those policies and procedures that (1) pertain to the maintenance of records, that in reasonable detail, accurately and fairly reflect the transactions and dispositions of the assets of the Company; (2) provide reasonable assurance that transactions are recorded as necessary to permit preparation of financial statements in accordance with generally accepted accounting principles and that receipts and expenditures of the Company are being made only in accordance with authorizations of the Management and directors of the Company; and (3) provide reasonable assurance regarding prevention or timely detection of unauthorized acquisition, use, or disposition of the Company's assets that could have a material effect on the financial statements.

Inherent limitations of Internal Financial Controls over Financial Reporting

Because of the inherent limitations of Internal Financial Controls over Financial Reporting, including the possibility of collusion or improper management override of controls, material misstatements due to error or fraud may occur and not be detected. Also, projections of any evaluation of the internal financial control over financial reporting to future periods are subject to the risk that internal financial control over financial reporting may become inadequate because of changes in conditions, or that the degree of compliance with the policies or procedures may deteriorate.

Opinion

In our opinion, the Company has, in all material respects, an adequate internal financial control system over financial reporting and such adequate internal financial controls over financial reporting were operating effectively as at 31st March, 2022, based on the internal control over financial reporting criteria established by the Company considering the essential components of internal control stated in the Guidance Note on Audit of Internal Financial Controls over Financial Reporting issued by the Institute of Chartered Accountants of India.

For R.P.Bhide & Associates

Chartered Accountants


FRN: 101406W



C.A. Ramchandra P. Bhide

Partner

M.No.:042687



Place : Pune

Date : 9th May, 2022

UDIN : 22042687AIQEKB9307

Katra Auto Engineering Private Limited

Notes forming part of the Financial Statements for the year ended 31 March 2022

1. General Information

Katra Auto Engineering Private Limited is a Company incorporated in India under the Companies Act, 1956. Its principal activity is providing of auto engineering services.

2. Significant accounting policies

Significant accounting policies adopted by the company are as under:

2.1. Basis of Preparation of Financial Statements

(a) Statement of Compliance with Ind AS

These financial statements have been prepared in accordance with Indian Accounting Standards (Ind AS) notified under Section 133 of the Companies Act, 2013 (the "Act") read with the Companies (Indian Accounting Standards) Rules, 2015 and Companies (Indian Accounting Standards) Amendment Rules, 2016.

Accounting policies have been consistently applied to all the years presented except where a newly issued accounting standard is initially adopted or a revision to an existing accounting standard requires a change in the accounting policy hitherto in use.

(b) Basis of measurement

The financial statements have been prepared on a historical cost convention on accrual basis.

All assets and liabilities have been classified as current or non-current as per the Company's operating cycle and other criteria set out in the Schedule III to the Companies Act, 2013. The Company has ascertained its operating cycle as twelve months for the purpose of current and noncurrent classification of assets and liabilities.

(c) Use of estimates

The preparation of financial statements in conformity with Ind AS requires the Management to make estimate and assumptions that affect the reported amount of assets and liabilities as at the Balance Sheet date, reported amount of revenue and expenses for the year and disclosures of contingent liabilities as at the Balance Sheet date. The estimates and assumptions used in the accompanying financial statements are based upon the Management's evaluation of the relevant facts and circumstances as at the date of the financial statements. Actual results could differ from these estimates. Estimates and underlying assumptions are reviewed on a periodic basis. Revisions to accounting estimates, if any, are recognized in the year in which the estimates are revised and in any future years affected.

2.2 Property, plant and equipment

Property, plant and equipment are stated at historical cost less depreciation. Cost comprises the purchase price, borrowing costs, if capitalization criteria are met and any cost attributable to bringing the assets to its working condition for its intended use which includes taxes, freight, and installation and allocated incidental expenditure during construction/ acquisition and exclusive of CENVAT credit or other tax credit available to the Company. When parts of an item of tangible fixed assets have different useful lives, they are accounted for as separate items (major components) of fixed asset.

Subsequent costs are included in the asset's carrying amount or recognized as a separate asset, as appropriate, only when it is probable that future economic benefits associated with the item will flow to the Company and the cost of the item can be measured reliably. The carrying amount of any component accounted for as a separate asset is derecognized when replaced. All other repairs and maintenance are charged to Statement of Profit and Loss during the year in which they are incurred.

Transition to Ind AS

On transition to Ind AS, the Company has elected to continue with the carrying value of all of its property, plant and equipment recognized as at 1 April 2016 measured as per the Indian GAAP and use that carrying value as the deemed cost of the property, plant and equipment.

2.3 Fair value measurement

Fair value is the price that would be received to sell an asset or paid to transfer a liability in an orderly transaction between market participants at the measurement date. The fair value measurement is based on the presumption that the transaction to sell the asset or transfer the liability takes place either:

- ▶ In the principal market for the asset or liability, or
- ▶ In the absence of a principal market, in the most advantageous market for the asset or liability accessible to the Company.

The Company uses valuation techniques that are appropriate in the circumstances and for which sufficient data are available to measure fair value, maximizing the use of relevant observable inputs and minimizing the use of unobservable inputs.

All assets and liabilities for which fair value is measured or disclosed in the financial statements are categorized within the fair value hierarchy, described as follows, based on the lowest level input that is significant to the fair value measurement as a whole:

- ▶ Level 1 – Quoted (unadjusted) market prices in active markets for identical assets or liabilities
- ▶ Level 2 – Valuation techniques for which the lowest level input that is significant to the fair value measurement is directly or indirectly observable
- ▶ Level 3 – Valuation techniques for which the lowest level input that is significant to the fair value measurement is unobservable

2.4 Revenue Recognition

Revenue is recognised to the extent, that it is probable that the economic benefits will flow to the Company and the revenue can be reliably measured.

Revenue from sale of goods

Revenue from sale of goods is recognised when the significant risks and rewards of ownership of the goods are transferred to the buyer and are recorded net of trade discounts, rebates, Sales Tax, Value Added Tax and gross of Excise Duty.

Revenue from services

Revenue from services is recognised pro-rata over the period of the contract as and when services are rendered and the collectability is reasonably assured. The revenue is recognised net of Service Tax.

Other Income

Interest Income (if any) is recognised on a basis of effective interest method as set out in Ind AS 109, Financial Instruments, and where no significant uncertainty as to measurability or collectability exists.

2.5 Taxes

Tax expense for the year, comprising current tax and deferred tax, are included in the determination of the net profit or loss for the year.

(a) Current income tax

Current tax assets and liabilities are measured at the amount expected to be recovered or paid to the taxation authorities. The tax rates and tax laws used to compute the amount are those that are enacted or substantively enacted, at the year end date. Current tax assets and tax liabilities are offset where the entity has a legally enforceable right to offset and intends either to settle on a net basis, or to realize the asset and settle the liability simultaneously.

(b) Deferred tax

Deferred income tax is provided in full, using the balance sheet approach, on temporary differences arising between the tax bases of assets and liabilities and their carrying amounts in financial statements. Deferred income tax is also not accounted for if it arises from initial recognition of an asset or liability in a transaction other than a business combination that at the time of the transaction affects neither accounting profit nor taxable profit (tax loss). Deferred income tax is determined using tax rates (and laws) that have been enacted or substantially enacted by the end of the year and are expected to apply when the related deferred income tax asset is realised or the deferred income tax liability is settled.

Deferred tax assets are recognised for all deductible temporary differences and unused tax losses only if it is probable that future taxable amounts will be available to utilize those temporary differences and losses.

Management periodically evaluates positions taken in tax returns with respect to situations in which applicable tax regulation is subject to interpretation. It establishes provisions where appropriate on the basis of amounts expected to be paid to the tax authorities

Deferred tax assets and liabilities are offset when there is a legally enforceable right to offset current tax assets and liabilities and when the deferred tax balances relate to the same taxation authority.

Current and deferred tax is recognized in Statement of Profit and Loss, except to the extent that it relates to items recognised in other comprehensive income or directly in equity. In this case, the tax is also recognised in other comprehensive income or directly in equity, respectively.

2.6 Leases

As a lessee

Leases in which a significant portion of the risks and rewards of ownership are not transferred to the Company as a lessee are classified as operating leases. Payments made under operating leases (net of any incentives received from the lesser) are charged to Statement of Profit and Loss on a straight-line basis over the period of the lease unless the payments are structured to increase in line with expected general inflation to compensate for the lessor's expected inflationary cost increases.

Also initial direct cost incurred in operating lease such as commissions, legal fees and internal costs is recognised immediately in the Statement of Profit and Loss.

Leases of property, plant and equipment where the Company, as lessee, has substantially all the risks and rewards of ownership are classified as finance leases. Finance leases are capitalized at the lease's inception at the fair value of the leased property or, if lower, the present value of the minimum lease payments. The corresponding rental obligations, net of finance charges, are included in borrowings or other financial liabilities as appropriate. Each lease payment is allocated between the liability and finance cost. The finance cost is charged to the Statement of Profit and Loss over the lease period so as to produce a constant periodic rate of interest on the remaining balance of the liability for each period.

2.7 Impairment of non-financial assets

The Company assesses at each year end whether there is any objective evidence that a non financial asset or a group of non financial assets is impaired. If any such indication exists, the Company estimates the asset's recoverable amount and the amount of impairment loss.

An impairment loss is calculated as the difference between an asset's carrying amount and recoverable amount. Losses are recognized in Statement of Profit and Loss and reflected in an allowance account. When the Company considers that there are no realistic prospects of recovery of the asset, the relevant amounts are written off. If the amount of impairment loss subsequently decreases and the decrease can be related objectively to an event occurring after the impairment was recognised, then the previously recognised impairment loss is reversed through Statement of Profit and Loss.

The recoverable amount of an asset or cash-generating unit is the greater of its value in use and its fair value less costs to sell. In assessing value in use, the estimated future cash flows are discounted to their present value using a pre-tax discount rate that reflects current market assessments of the time value of money and the risks specific to the asset. For the purpose of impairment testing, assets are grouped together into the smallest group of assets that generates cash in flows from continuing use that are largely independent of the cash inflows of other assets or groups of assets (the "cash-generating unit").

2.8 Provisions and contingent liabilities

Provisions are recognized when there is a present obligation as a result of a past event, it is probable that an outflow of resources embodying economic benefits will be required to settle the obligation and there is a reliable estimate of the amount of the obligation. Provisions are measured at the best estimate of the expenditure required to settle the present obligation at the Balance sheet date.

If the effect of the time value of money is material, provisions are discounted using a current pre-tax rate that reflects, when appropriate, the risks specific to the liability. When discounting is used, the increase in the provision due to the passage of time is recognized as a finance cost.

The Company records a provision for decommissioning costs. Decommissioning costs are provided at the present value of expected costs to settle the obligation using estimated cash flows and are recognized as part of the cost of the particular asset. The cash flows are discounted at a current pre-tax rate that reflects the risks specific to the decommissioning liability. The unwinding of the discount is expensed as incurred and recognized in the statement of profit and loss as a finance cost. The estimated future costs of decommissioning are reviewed annually and adjusted as appropriate. Changes in the estimated future costs or in the discount rate applied are added to or deducted from the cost of the asset.

Contingent liabilities are disclosed when there is a possible obligation arising from past events, the existence of which will be confirmed only by the occurrence or non occurrence of one or more uncertain future events not wholly within the control of the Company or a present obligation that arises from past events where it is either not probable that an outflow of resources will be required to settle or a reliable estimate of the amount cannot be made.

2.9 Cash and cash equivalents

Cash and cash equivalent in the balance sheet comprise cash at banks, cash on hand and short-term deposits net of bank overdraft with an original maturity of three months or less, which are subject to an insignificant risk of changes in value.

2.10 Financial instruments

A financial instrument is any contract that gives rise to a financial asset of one entity and a financial liability or equity instrument of another entity.

(a) Financial assets

(i) Initial recognition and measurement

At initial recognition, financial asset is measured at its fair value plus, in the case of a financial asset not at fair value through profit or loss, transaction costs that are directly attributable to the acquisition of the financial asset. Transaction costs of financial assets carried at fair value through profit or loss are expensed in profit or loss.

(ii) Subsequent measurement

For purposes of subsequent measurement, financial assets are classified in following categories:

- a) at amortized cost; or
- b) at fair value through other comprehensive income; or
- c) at fair value through profit or loss.

The classification depends on the entity's business model for managing the financial assets and the contractual terms of the cash flows.

Amortized cost: Assets that are held for collection of contractual cash flows where those cash flows represent solely payments of principal and interest are measured at amortized cost. Interest income from these financial assets is included in finance income using the effective interest rate method (EIR).

Fair value through other comprehensive income (FVOCI): Assets that are held for collection of contractual cash flows and for selling the financial assets, where the assets' cash flows represent solely payments of principal and interest, are measured at fair value through other comprehensive income (FVOCI). Movements in the carrying amount are taken through OCI, except for the recognition of impairment gains or losses, interest revenue and foreign exchange gains and losses which are recognized in Statement of Profit and Loss. When the financial asset is derecognized, the cumulative gain or loss previously recognized in OCI is reclassified from equity to Statement of Profit and Loss and recognized in other gains/ (losses). Interest income from these financial assets is included in other income using the effective interest rate method.

Fair value through profit or loss: Assets that do not meet the criteria for amortized cost or FVOCI are measured at fair value through profit or loss. Interest income from these financial assets is included in other income.

(iii) Impairment of financial assets

In accordance with Ind AS 109, Financial Instruments, the Company applies expected credit loss (ECL) model for measurement and recognition of impairment loss on financial assets that are measured at amortized cost and FVOCI.

For recognition of impairment loss on financial assets and risk exposure, the Company determines that whether there has been a significant increase in the credit risk since initial recognition. If credit risk has not increased significantly, 12-month ECL is used to provide for impairment loss. However, if credit risk has increased significantly, lifetime ECL is used. If in subsequent years, credit quality of the instrument improves such that there is no longer a significant increase in credit risk since initial recognition, then the entity reverts to recognizing impairment loss allowance based on 12 month ECL.

In general, it is presumed that credit risk has significantly increased since initial recognition if the payment is more than 30 days past due.

An impairment analysis is performed at each reporting date on an individual basis for major clients. It is based on its historically observed default rates over the expected life of the trade receivables and is adjusted for forward-looking estimates. At every reporting date, the historical observed default rates are updated and changes in the forward-looking estimates are analysed. On that basis, the company estimates the provision at the reporting date.

(iv) Derecognition of financial assets

A) financial asset is derecognized only when

- a) the rights to receive cash flows from the financial asset is transferred or
- b) retains the contractual rights to receive the cash flows of the financial asset, but assumes a contractual obligation to pay the cash flows to one or more recipients.

Where the financial asset is transferred then in that case financial asset is derecognized only if substantially all risks and rewards of ownership of the financial asset is transferred. Where the entity has not transferred substantially all risks and rewards of ownership of the financial asset, the financial asset is not derecognized.

B) Financial liabilities

i) Initial recognition and measurement

Financial liabilities are classified, at initial recognition, as financial liabilities at fair value through profit or loss and at amortized cost, as appropriate.

All financial liabilities are recognized initially at fair value and, in the case of borrowings and payables, net of directly attributable transaction costs.

ii) Subsequent measurement

The measurement of financial liabilities depends on their classification, as described below:

Financial liabilities at fair value through profit or loss

Financial liabilities at fair value through profit or loss include financial liabilities held for trading and financial liabilities designated upon initial recognition as at fair value through profit or loss. Separated embedded derivatives are also classified as held for trading unless they are designated as effective hedging instruments. Gains or losses on liabilities held for trading are recognized in the Statement of Profit and Loss.

Loans and borrowings

After initial recognition, interest-bearing loans and borrowings are subsequently measured at amortized cost using the EIR method. Gains and losses are recognized in Statement of Profit and Loss when the liabilities are derecognized as well as through the EIR amortization process. Amortized cost is calculated by taking into account any discount or premium on acquisition and fees or costs that are an integral part of the EIR. The EIR amortization is included as finance costs in the Statement of Profit and Loss.

(iii) Derecognition

A financial liability is derecognized when the obligation under the liability is discharged or cancelled or expires. When an existing financial liability is replaced by another from the same lender on substantially different terms, or the terms of an existing liability are substantially modified, such an exchange or modification is treated as the derecognition of the original liability and the recognition of a new liability. The difference in the respective carrying amounts is recognized in the Statement of Profit and Loss as finance costs.

C) Offsetting financial instruments

Financial assets and liabilities are offset and the net amount is reported in the balance sheet where there is a legally enforceable right to offset the recognized amounts and there is an intention to settle on a net basis or realize the asset and settle the liability simultaneously. The legally enforceable right must not be contingent on future events and must be enforceable in the normal course of business and in the event of default, insolvency or bankruptcy of the Company or the counterparty.

2.11 Earnings Per Share

Basic earnings per share is calculated by dividing the net profit or loss for the year attributable to equity shareholders by the weighted average number of equity shares outstanding during the year. Earnings considered in ascertaining the Company's earnings per share is the net profit or loss for the year after deducting preference dividends and any attributable tax thereto for the year. The weighted average number of equity shares outstanding during the year and for all the years presented is adjusted for events, such as bonus shares, other than the conversion of potential equity shares, that have changed the number of equity shares outstanding, without a corresponding change in resources.

For the purpose of calculating diluted earnings per share, the net profit or loss for the year attributable to equity shareholders and the weighted average number of shares outstanding during the year is adjusted for the effects of all dilutive potential equity shares.

2.12 Segment Reporting

Operating segments are reported in a manner consistent with the internal reporting provided to the chief operating decision maker. The chief operating decision maker regularly monitors and reviews the operating result of the whole Company as one segment of viz. Auto Engineering Services. Thus, as defined in Ind AS 108 "Operating Segments", the Company's entire business falls under this one operational segment and hence the necessary information has already been disclosed in the Balance Sheet and the Statement of Profit and Loss.

3. Significant accounting judgments, estimates and assumptions

4. The preparation of financial statements requires management to make judgments, estimates and assumptions that affect the reported amounts of revenues, expenses, assets and liabilities, and the accompanying disclosures, and the disclosure of contingent liabilities. Uncertainty about these assumptions and estimates could result in outcomes that require a material adjustment to the carrying amount of assets or liabilities affected in future years.

The Company based its assumptions and estimates on parameters available when the financial statements were prepared. Existing circumstances and assumptions about future developments, however, may change due to market changes or circumstances arising that are beyond the control of the Company. Such changes are reflected in the assumptions when they occur.

Standards (including amendments) issued but not yet effective

There are no standards and interpretations that are issued, but not yet effective up to the date of issuance of the financial statements.

Katra Auto Engineering Private Limited
Balance Sheet as at 31 March 2022
(Amount in INR , unless otherwise stated)

Particulars	Notes	As at	As at
		31 March 2022	31 March 2021
ASSETS			
Non-current assets			
Property, plant and equipment	5	6,49,34,656	6,49,34,656
Total non-current assets		6,49,34,656	6,49,34,656
Current assets			
Financial assets			
Cash and cash equivalents	6	72,845	15,087
Total current assets		72,845	15,087
Total assets		6,50,07,501	6,49,49,743
EQUITY AND LIABILITIES			
Equity			
Equity share capital	7	5,00,000	5,00,000
Other equity	8	6,44,95,701	6,44,17,883
Total equity		6,49,95,701	6,49,17,883
Liabilities			
Current liabilities			
Financial liabilities			
Trade payables	9	-	20,060
Other financial liabilities	10	11,800	11,800
Total current liabilities		11,800	31,860
Total equity and liabilities		6,50,07,501	6,49,49,743
Significant accounting policies	2		

The accompanying notes are an integral part of the financial statements.

As per our report of even date

For R.P. Bhide & Associates
Chartered Accountants

R.P. Bhide
CA Ramchandra Bhide

Partner

M.No.042687

Firm Regn.No.101406W

UDIN : 22042687AIQEKB9307

Place: Pune

Date: May 09, 2022

For and on behalf of the Board of Directors
Katra Auto Engineering Private Limited

Mahendra Nalluri

Mahendra

Nalluri

Director

DIN :0009114174

Saraswathamma

Saraswathamma

Chinnauchappa

Director


DIN : 0008313573

Place: Belagondapalli

Date: May 09, 2022

Place: Belagondapalli

Date: May 09, 2022



Katra Auto Engineering Private Limited
Statement of Profit and Loss for the year ended 31 March 2022
(Amount in INR , unless otherwise stated)

Particulars	Notes	Year ended	Year ended
		31 March 2022	31 March 2021
Income			
Revenue from operations		-	-
Other income		-	-
Total income		-	-
Expenses			
Finance costs	11	862	5
Other expenses	12	21,320	11,800
Total expenses		22,182	11,805
Profit /(Loss) before exceptional items and tax		(22,182)	(11,805)
Exceptional items		-	-
Profit /(Loss) before tax		(22,182)	(11,805)
Income tax expense			
Current tax		-	-
Total income tax expense		-	-
Profit/(Loss) for the year		(22,182)	(11,805)
Other comprehensive income		-	-
Other comprehensive income for the year		-	-
Total other comprehensive income for the year		(22,182)	(11,805)
Earnings / (Loss) per share			
Basic earnings /(loss) per share (INR)	13	(0.44)	(0.24)
Diluted earnings /(loss) per share (INR)	13	(0.44)	(0.24)
Summary of significant accounting policies	2		

The accompanying notes are an integral part of the financial statements.


As per our report of even date


For R.P. Bhide & Associates
Chartered Accountants


CA Ramchandra Bhide

Partner
M.No.042687
Firm Regn.No.101406W
UDIN : 22042687AIQEK9307

For and on behalf of the Board of Directors of
Katra Auto Engineering Private Limited



Mahendra
Nalluri
Director
DIN : 0009114174


Saraswathamma
Chinnauchappa
Director
DIN : 0008313573

Place: Pune
Date: May 09, 2022

Place:Belagondapalli
Date: May 09, 2022

Place: Belagondapalli
Date: May 09, 2022



Katra Auto Engineering Private Limited
Statement of Cash flows for the year ended 31 March 2022

Particulars	Year ended 31 March 2022	Year ended 31 March 2021
Cash flow from operating activities		
Profit before tax	-	-
Adjustments for:	(22,182)	(11,805)
Finance Charges	862	5
Actuarial loss on post-employment benefit obligation		
Operating loss before working capital changes	(21,320)	(11,800)
Changes in working capital		
Increase/(Decrease) in trade payables	79,940	-
Cash generated used in operations	58,620	(11,800)
Income tax paid	-	-
Net cash flows used in operating activities (A)	58,620	(11,800)
Cash flow from Investing activities		
Net cash flow from investing activities (B)	-	-
Cash flow from Financing activities		
Finance Charges Paid	(862)	(5)
Net cash flow from financing activities (C)	(862)	(5)
Net increase in cash and cash equivalents (A+B+C)	57,758	(11,805)
Cash and cash equivalents at the beginning of the year	15,087	26,892
Cash and cash equivalents at the end of the year	72,845	15,087
Cash and cash equivalents comprise (Refer note 6)		
Balances with banks		
On current accounts	72,845	15,087
Cash on hand	-	-
Cheques on hand	-	-
Total cash and bank balances at end of the year	72,845	15,087

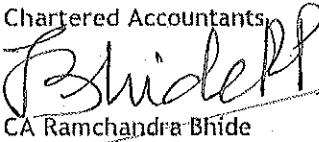
Summary of significant accounting policies

2

2


The accompanying notes are an integral part of the financial statements.


As per our report of even date

For R.P. Bhide & Associates
Chartered Accountants,

CA Ramchandra Bhide

Partner
M.No.042687
Firm Regn.No.101406W
UDIN : 22042687AIQEKB9307

For and on behalf of the Board of Directors of
Katra Auto Engineering Private Limited



Mahendra
Nalluri
Director
DIN :0009114174


Saraswathamma
Chinnachappa
Director
DIN : 0008313573

Place: Pune
Date: May 09, 2022

Place:Belagondapalli
Date: May 09, 2022

Place: Belagondapalli
Date: May 09, 2022



(Amount in INR , unless otherwise stated)

5 Property, plant and equipment

Particular	Gross block			Depreciation			Net block	
	As at 1 April 2021	Additions/ Adjustments	Deductions/ Adjustments	As at 31 March 2022	For the year	Deductions/ Adjustments	As at 31 March 2022	As at 31 March 2021
Owned assets								
Land	6,49,34,656	-	-	6,49,34,656	-	-	-	6,49,34,656
Total	6,49,34,656	-	-	6,49,34,656	-	-	-	6,49,34,656

Particular	Gross block			Depreciation			Net block	
	As at 1 April 2020	Additions/ Adjustments	Deductions/ Adjustments	As at 31 March 2021	For the year	Deductions/ Adjustments	As at 31 March 2021	As at 31 March 2020
Owned assets								
Land	6,49,34,656	-	-	6,49,34,656	-	-	-	6,49,34,656
Total	6,49,34,656	-	-	6,49,34,656	-	-	-	6,49,34,656



6 Current assets- Cash and cash equivalents

Particulars	As at	As at
	31 March 2022	31 March 2021
i) Balances with Banks	72,845	15,087
ii) Cash on Hand	-	-
Closing balance	72,845	15,087

7 Equity share capital

Company has only one class of equity share capital having a par value of INR 10 per share, referred to herein as equity shares.

Particulars	As at	As at
	31 March 2022	31 March 2021
Authorized		
50,000 (Previous Year 50,000) Equity Share of Rs. 10/- Each	5,00,000	5,00,000
Total	5,00,000	5,00,000
Issued, subscribed and paid up		
50,000 (Previous Year 50,000)	5,00,000	5,00,000
Equity Shares equity shares of Rs. 10/- Each fully paid-up		
Total	5,00,000	5,00,000

a Reconciliation of equity shares outstanding at the beginning and at the end of the year

Particulars	As at		As at	
	31 March 2022		31 March 2021	
	No. of shares	Amount	No. of shares	Amount
Outstanding at the beginning of the year	50,000	5,00,000	50,000	5,00,000
Add: Issued during the year	-	-	-	-
Outstanding at the end of the year	50,000	5,00,000	50,000	5,00,000

b Rights, preferences and restrictions attached to shares

Equity Shares: The Company has only one class of equity shares having par value of INR 10 per share. Each shareholder is entitled to vote in proportion to his share of the paid up equity share capital of the Company. The shareholders are entitled to receive the dividend in proportion to the amount of paid up share capital held by them. Dividend if any declared is payable in Indian Rupees. The dividend proposed by the Board of Directors is subject to the approval of the shareholders in the ensuing Annual General Meeting except in case of the interim dividend.

In the event of liquidation of the Company, the holders of equity shares will be entitled to receive remaining assets of the Company, after distribution of all preferential amounts in proportion to their shareholdings. However no such preferential amount exists as at March 31, 2022 and 2021.

c Shares held by holding Company/ultimate holding Company and/ or their subsidiaries/ associates

Particulars	As at	As at
	31 March 2022	31 March 2021
Taneja Aerospace and Aviation Limited [No. of Shares :- 31 March 2022 : 50,000; 31 March 2021 : 50000]	5,00,000	5,00,000

d Details of shares held by shareholders holding more than 5% of the aggregate shares in the Company

Particulars	As at		As at	
	31 March 2022		31 March 2021	
	No. of shares	% Holding	No. of shares	% Holding
Equity Shares of Rs. 10/- each Taneja Aerospace and Aviation Limited	50,000	100%	50,000	100%



8 Other equity

(A) Surplus/(deficit) in the Statement of Profit and Loss


Particulars	As at	As at
	31 March 2022	31 March 2021
Opening balance	(2,37,117)	(2,25,312)
Add: Net loss for the current year	(22,182)	(11,805)
Closing balance	(2,59,299)	(2,37,117)

(B) Other Comprehensive Income

Particulars	As at	As at
	31 March 2022	31 March 2021
-as at beginning of year	-	-
Re-measurement (gain)/loss on post employment benefit obligation (net of tax)	-	-
Closing balance	-	-

(C) Capital advance from Holding company

Particulars	As at	As at
	31 March 2022	31 March 2021
Taneja Aerospace Aviation limited	6,47,55,000	6,46,55,000
Closing balance	6,47,55,000	6,46,55,000
Total other equity	6,44,95,701	6,44,17,883



9 Trade payables

Particulars	As at	As at
	31 March 2022	31 March 2021
Total outstanding dues of micro enterprises and small enterprises	-	-
Total outstanding dues of creditors other than micro enterprises and small enterprises	-	20,060
Total	-	20,060

Based on the information available with the Company, there are no outstanding dues and payments made to any supplier of goods and services beyond the specified period under Micro, Small and Medium Enterprises Development Act, 2006 [MSMED Act]. There is no interest payable or paid to any suppliers under the said Act.

10 Other financial liabilities


Particulars	As at	As at
	31 March 2022	31 March 2021
Other Payables	11,800	11,800
Total	11,800	11,800

11 Finance costs

Particulars	Year ended	Year ended
	31 March 2022	31 March 2021
Interest on borrowing	-	-
Other Finance Costs	862	5
Total	862	5

12 Other expenses

Particulars	Year ended	Year ended
	31 March 2022	31 March 2021
Audit fees	11,800	11,800
Legal and professional charges	6,720	-
Office expenses	2,800	-
Total	21,320	11,800



13 Earnings/ Loss per share

Basic earnings /(loss) per share amounts are calculated by dividing the profit/loss for the year attributable to equity holders by the weighted average number of equity shares outstanding during the year.

Diluted earnings /(loss) per share amounts are calculated by dividing the profit/loss attributable to equity holders by the weighted average number of equity shares outstanding during the year plus the weighted average number of equity shares that would be issued on conversion of all the dilutive potential equity shares into equity shares.

The following reflects the income and share data used in the basic and diluted EPS computations:

Particular	31 March 2022	31 March 2021
Profit / (Loss) attributable to equity holders	(22,182)	(11,805)
Less: preference dividend after-tax		
Loss attributable to equity holders after preference dividend	(22,182)	(11,805)
Add: Interest on convertible preference shares		
Loss attributable to equity holders adjusted for the effect of dilution	(22,182)	(11,805)
Weighted average number of equity shares for basic EPS*	50,000	50,000
Effect of dilution:		
Share options	-	-
Convertible preference shares	-	-
Weighted average number of equity shares adjusted for the effect of dilution	50,000	50,000
Basic loss per share (INR)	(0.44)	(0.24)
Diluted loss per share (INR)	(0.44)	(0.24)

14 Related Party Disclosures: 31 March 2022

(A) Names of related parties and description of relationship as identified and certified by the Company:

Holding Company

Taneja Aerospace and Aviation Limited

Key Management Personnel (KMP)

Name of the Related Party	Designation
Chandrasekar Venkatesh	Director
Saraswathamma Chinnauchappa	Director
Mahendra Nalluri	Additional Director

(B) Details of transactions with related party in the ordinary course of business for the year ended:

Name of the related party	Nature of Transaction	31 March 2022	31 March 2021
Taneja Aerospace & Aviation Limited	Advance received	1,00,000	-

(C) Amount due to/from related party as on:

Name of the related party	Nature of Transaction	31 March 2022	31 March 2021
Taneja Aerospace & Aviation Limited	Deemed equity contribution from parent company	6,47,55,000	6,46,55,000
Other liabilities	Other liabilities	11,800	11,800



15 Fair values of financial assets and financial liabilities

The fair value of cash and cash equivalents, short-term borrowings and other financial liabilities approximate the carrying amounts because of the short term nature of these financial instruments.

Financial assets that are neither past due nor impaired include cash and cash equivalents.

16 Fair value hierarchy

The following is the hierarchy for determining and disclosing the fair value of financial instruments by valuation technique:

- Level 1 - Quoted prices (unadjusted) in active markets for identical assets or liabilities.
- Level 2 - Inputs other than quoted prices included within Level 1 that are observable for the asset or liability, either directly (i.e. as prices) or indirectly (i.e. derived from prices).
- Level 3 - Inputs for the assets or liabilities that are not based on observable market data (unobservable inputs).

No financial assets/liabilities have been valued using level 1 fair value measurements.

The following table presents fair value hierarchy of assets and liabilities measured at fair value on a recurring basis:

Particular	31 March 2022	31 March 2021
Level 1 (Quoted price in active markets)	Nil	Nil
Level 2		
Financial liabilities measured at fair value through profit or loss	Nil	Nil
Level 3		
Financial assets measured at amortized cost		
Trade receivables	-	-
Security deposits	-	-
Cash and Cash equivalents	72,845	15,087
Other Current Financial Assets	-	-
Financial liabilities measured at amortized cost		
Borrowings	-	-
Trade Payables	-	20,060
Other Current Financial Liabilities	11,800	11,800

The carrying amount of cash and cash equivalents, other payables and short-term borrowings are considered to be the same as their fair values.

17 Financial risk management objectives and policies


The Company is exposed to various financial risks. These risks are categorized into market risk, credit risk and liquidity risk. The Company's risk management is coordinated by the Board of Directors and focuses on securing long term and short term cash flows. The Company does not engage in trading of financial assets for speculative purposes.

A Market risk

Market risk is the risk that the fair value of future cash flows of a financial instrument will fluctuate because of changes in market prices. Market risk comprises three types of risk: interest rate risk, currency risk and other price risk, such as equity price risk and commodity risk. Financial instruments affected by market risk include borrowings and derivative financial instruments.

(i) Interest rate risk

Interest rate risk is the risk that the fair value or future cash flows of a financial instrument will fluctuate because of changes in market interest rates. The Company exposure to the risk of changes in market interest rates relates primarily to the Company's long-term debt obligations with floating interest rates. The Company intends to manage its interest rate risk by having a balanced portfolio of fixed and variable rate loans and borrowings. Currently there are no borrowings at floating rate of interest.



(ii) Foreign currency risk

Foreign currency risk is the risk that the fair value or future cash flows of a financial instrument will fluctuate because of changes in foreign exchange rates. The Company's exposure to the risk of changes in foreign exchange rates relates primarily to the Company's operating activities (when revenue or expense is denominated in a different currency from the Company's functional currency).

Currently, company is not exposed to any financial instrument whose cash flows fair value or future cash flow will be impacted by foreign exchange rates.

(B) Credit risk

Credit risk is the risk of financial loss to the Company if a customer or counterparty to a financial instrument fails to meet its contractual obligations. Credit risk arises principally from the Company's receivables from deposits with landlords and other statutory deposits with regulatory agencies and also arises from cash held with banks and financial institutions. The maximum exposure to credit risk is equal to the carrying value of the financial assets. The objective of managing counterparty credit risk is to prevent losses in financial assets. The Company assesses the credit quality of the counterparties, taking into account their financial position, past experience and other factors.

The Company limits its exposure to credit risk of cash held with banks by dealing with highly rated banks and institutions and retaining sufficient balances in bank accounts required to meet a month's operational costs. The Management reviews the bank accounts on regular basis and fund drawdowns are planned to ensure that there is minimal surplus cash in bank accounts.

(C) Liquidity risk

Liquidity risk is the risk that the Company will not be able to meet its financial obligations as they become due. The Company manages its liquidity risk by ensuring, as far as possible, that it will always have sufficient liquidity to meet its liabilities when due.

The table below summarizes the maturity profile of the Company's financial liabilities:


Particular	Less than 12 months	1 to 5 years	More than 5 years	Total
31 March 2022				
Short term borrowings	-	-	-	-
Long-term borrowings	-	-	-	-
Trade payables	-	-	-	-
Other financial liability	11,800	-	-	11,800
Total	11,800	-	-	11,800

Particular	Less than 12 months	1 to 5 years	More than 5 years	Total
31 March 2021				
Short term borrowings	-	-	-	-
Long-term borrowings	-	-	-	-
Trade payables	-	20,060	-	20,060
Other financial liability	11,800	-	-	11,800
Total	11,800	20,060	-	31,860

18 Capital management

For the purpose of the Company's capital management, capital includes issued equity capital and all other equity reserves attributable to the equity holders. The primary objective of the Company's capital management is to maximize the shareholder value and to ensure the Company's ability to continue as a going concern.

The Company has not distributed any dividend to its shareholders. The Company monitors gearing ratio i.e. total debt in proportion to its overall financing structure, i.e. equity and debt. Total debt comprises of current borrowing from ultimate holding company of the Company. The Company manages the capital structure and makes adjustments to it in the light of changes in economic conditions and the risk characteristics of the underlying assets.



Particular	Nos	31 March 2022	31 March 2021
Total equity	(i)	6,49,95,701	6,49,17,883
Total debt	(ii)	-	-
Overall financing	(iii) = (i) + (ii)	6,49,95,701	6,49,17,883
Gearing ratio	(ii)/ (iii)	-	-

No changes were made in the objectives, policies or processes for managing capital during the years ended 31 March 2022 and 31 March 2021.

- 19 Previous year figures have been regrouped/ reclassified to confirm presentation as per Ind AS as required by Schedule III of the Act.

For R.P. Bhide & Associates
Chartered Accountants


CA Rameshchandra Bhide


Partner
M.No.042687
Firm Regn.No.101406W
UDIN : 22042687AIQEK9307

Place: Pune
Date: May 09, 2022

For and on behalf of the Board of Directors of
Katra Auto Engineering Private Limited


Mahendra
Nalluri
Director
DIN :0009114174

Place:Belagondapalli
Date: May 09, 2022


Saraswathamma
Chinnachappa
Director
DIN : 0008313573

Place: Belagondapalli
Date: May 09, 2022

