

introductory sub-table (i)(a)

<b>Name of the Company: TAAL ENTERPRISES LIMITED</b>			
<b>Scrip Code, Name of the scrip, class of security: NOT APPLICABLE (on BSE/NSE)</b>			
<b>Estimated shareholding Pattern of TAAL Enterprises Limited - Post-Demerger</b>			
<b>Partly paid-up shares:-</b>	<b>No. of partly paid-up shares</b>	<b>As a % of total no. of partly paid-up shares</b>	<b>As a % of total no. of shares of the company</b>
Held by promoter/promoter group	NIL	Not applicable	Not applicable
Held by public	NIL	Not applicable	Not applicable
<b>Total</b>			
<b>Outstanding convertible securities: No. of outstanding securities</b>		<b>As a % of total no. of outstanding convertible securities</b>	<b>As a % of total no. of shares of the company, assuming full conversion of the convertible securities</b>
Held by promoter/promoter group	NIL	Not applicable	Not applicable
Held by public	NIL	Not applicable	Not applicable
<b>Total</b>			
<b>Warrants:-</b>		<b>As a % of total no. of warrants</b>	<b>As a % of total no. of shares of the company, assuming full conversion of warrants</b>
Held by promoter/promoter group	NIL	Not applicable	Not applicable
Held by public	NIL	Not applicable	Not applicable
<b>Total</b>			
<b>Total paid-up capital of the company, assuming full conversion of warrants and convertible securities</b>		<b>3116339</b>	



Note: Current Ownership of TAAL has been considered as cancelled.  
 Fractional Changes cannot be anticipated and no treatment has been given for the shares arising upon demerger.



*[Handwritten signature]*

**Statement Showing Shareholding Pattern**

Category code	Category of Shareholder	Table (I)(a)					Shares Pledged or otherwise encumbered	
		Number of Shareholders	Total number of shares	Number of shares held in dematerialized form	Total shareholding as a percentage of total number of shares		Number of shares	As a percentage of (VII)/(IV)*100
					As a percentage of (A+B) <sup>1</sup>	As a percentage of (A+B+C)		
(I)	(II)	(III)	(IV)	(V)	(VI)	(VII)	(VIII)	
(A)	<b>Shareholding of Promoter and Promoter Group<sup>2</sup></b>							
1	<b>Indian</b>							
(a)	Individuals/ Hindu Undivided Family	3	4062	4062	0.13	0.13	0	
(b)	Central Government/ State Government(s)	0	0	0	0.00	0.00	0	
(c)	Bodies Corporate	3	1587439	1587439	52.15	50.94	0	
(d)	Financial Institutions/ Banks	0	0	0	0.00	0.00	0	
(e)	Any Others(Specify)	0	0	0	0.00	0.00	0	
	<b>Sub Total(A)(1)</b>	<b>6</b>	<b>1591501</b>	<b>1591501</b>	<b>52.29</b>	<b>51.07</b>	<b>0</b>	
2	<b>Foreign</b>							
a	Individuals (Non-Residents Individuals/ Foreign Individuals)	0	0	0	0.00	0.00	0	
b	Bodies Corporate	0	0	0	0.00	0.00	0	
c	Institutions	0	0	0	0.00	0.00	0	
d	Qualified Foreign Investor	0	0	0	0.00	0.00	0	
e	Any Others(Specify)	0	0	0	0.00	0.00	0	
	<b>Sub Total(A)(2)</b>	<b>0</b>	<b>0</b>	<b>0</b>	<b>0.00</b>	<b>0.00</b>	<b>0</b>	
	<b>Total Shareholding of Promoter and Promoter Group (A) = (A)(1)+(A)(2)</b>	<b>6</b>	<b>1591501</b>	<b>1591501</b>	<b>52.29</b>	<b>51.07</b>	<b>0</b>	
(B)	<b>Public shareholding</b>							
1	<b>Institutions</b>							
(a)	Mutual Funds/ UFI	0	0	0	0.00	0.00	0	
(b)	Financial Institutions/ Banks	2	37	0	0.00	0.00	0	
(c)	Central Government/ State Government(s)	0	0	0	0.00	0.00	0	
(d)	Venture Capital Funds	0	0	0	0.00	0.00	0	
(e)	Insurance Companies	0	0	0	0.00	0.00	0	
(f)	Foreign Institutional Investors	3	175649	175649	5.77	5.64	0	
(g)	Foreign Venture Capital Investors	0	0	0	0.00	0.00	0	
(h)	Qualified Foreign Investor	0	0	0	0.00	0.00	0	
(i)	Any Other (specify)	0	0	0	0.00	0.00	0	
	<b>Sub-Total (B)(1)</b>	<b>5</b>	<b>175646</b>	<b>175649</b>	<b>5.77</b>	<b>5.64</b>	<b>0</b>	
B 2	<b>Non-Institutions</b>							
(a)	Bodies Corporate	261	167452	152783	5.50	5.37	0	
(b)	Individuals							
I	i. Individual shareholders holding nominal share capital up to Rs 1 lakh	14816	694481	584949	22.82	22.29	0	
II	ii. Individual shareholders holding nominal share capital in excess of Rs. 1 lakh.	42	331748	331748	10.90	10.65	0	
(c)	Qualified Foreign Investor	0	0	0	0.00	0.00	0	
(d)	Any Other (specify)	0	0	0	0.00	0.00	0	
(d-i)	Trusts	1	937	937	0.03	0.03	0	
(d-ii)	Non-Residents	98	82034	82009	2.70	2.63	0	
	<b>Sub-Total (B)(2)</b>	<b>15218</b>	<b>1276652</b>	<b>1152426</b>	<b>41.94</b>	<b>40.97</b>	<b>0</b>	
(B)	<b>Total Public Shareholding (B) = (B)(1)+(B)(2)</b>	<b>15223</b>	<b>1452338</b>	<b>1328075</b>	<b>47.71</b>	<b>46.60</b>	<b>0</b>	
	<b>TOTAL (A)+(B)</b>	<b>15229</b>	<b>3043839</b>	<b>2919576</b>	<b>100.00</b>	<b>97.67</b>	<b>0</b>	
(C)	<b>Shares held by Custodians and against which Depository Receipts have been issued</b>							
1	Promoter and Promoter Group	0	0	0	0	0.00	0	
2	Public	1	72500	72500	2.33	2.33	0	
	<b>Sub-Total (C)</b>	<b>1</b>	<b>72500</b>	<b>72500</b>	<b>2.33</b>	<b>2.33</b>	<b>0</b>	
	<b>GRAND TOTAL (A)+(B)+(C)</b>	<b>15230</b>	<b>3116339</b>	<b>2992076</b>	<b>100.00</b>	<b>97.67</b>	<b>0</b>	

  
  
 (2)

Sr.No	Notes
1	Total Foreign Holding is 330183.63 shares i.e. 10.60%
2	
3	
4	
5	
6	
7	
8	
9	



*[Handwritten signature]*

(T)(b) Statement showing holding of securities (including shares, warrants, convertible securities) of persons belonging to the category "Promoter and Promoter Group"

Sr. No.	Name of the shareholder	Details of Shares held		Encumbered shares (*)			Details of warrants		Details of convertible securities		Total shares (including underlying shares assuming full conversion of warrants and convertible securities) as a % of diluted share capital
		Number of shares held	As a % of grand total (A)+(B)+(C)	No.	As a percentage	As a % of grand total (A)+(B)+(C) of sub-clause (I)(a)	Number of warrants held	As a % total number of warrants of the same class	Number of convertible securities held	As a % total number of convertible securities of the same class	
(i)	(ii)	(iii)	(iv)	(v)	(vi) = (v)/(iii) * 100	(vii)	(viii)	(ix)	(x)	(xi)	(xii)
1	Indian Seamless Enterprises Limited	1370578	43.98	0	0.00	0.00	0	0	0	0	0
2	Vishnu Leather Garments Private Limited	211147	6.78	0	0.00	0.00	0	0	0	0	0
3	Ligito Technologies Private Limited	5714	0.18	0	0.00	0.00	0	0	0	0	0
4	Sahil Baldev Taneja	400	0.01	0	0.00	0.00	0	0	0	0	0
5	Baldevraj Topanram Taneja	37	0.00	0	0.00	0.00	0	0	0	0	0
6	Alka P Mishra	3625	0.12	0	0.00	0.00	0	0	0	0	0
<b>TOTAL</b>		<b>1591501</b>	<b>51.07</b>	<b>0</b>	<b>0.00</b>	<b>0.00</b>	<b>0</b>	<b>0</b>	<b>0</b>	<b>0</b>	<b>0</b>

(\*) The term "encumbrance" has the same meaning as assigned to it in regulation 28(3) of the SAST Regulations, 2011



**(I)(c)(i) Statement showing holding of securities (including shares, warrants, convertible securities) of persons belonging to the category "Public" and holding more than 1% of the total number of shares**

Sr. No.	Name of the shareholder	Number of shares held	Shares as a percentage of total number of shares (i.e., Grand Total (A)+(B)+(C) indicated in Statement at para (I)(a) above)	Details of warrants		Details of convertible securities		Total shares (including underlying shares assuming full conversion of warrants and convertible securities) as a % of diluted share capital
				Number of warrants held	As a % total number of warrants of the same class	Number of convertible securities held	% w.r.t total number of convertible securities of the same class	
1	Bridge India Fund	145612	4.673	0	0	0	0	0
2	Radhe Mohan Kapur	58293	1.870	0	0	0	0	0
3	Neeta Jatin Jhaveri	31250	1.003	0	0	0	0	0
<b>TOTAL</b>		<b>235155</b>	<b>7.545</b>	<b>0</b>	<b>0</b>	<b>0</b>	<b>0</b>	<b>0</b>



(1)(c)(ii) Statement showing holding of securities (including shares, warrants, convertible securities) of persons (together with PAC) belonging to the category "Public" and holding more than 5% of the total number of shares of the company

Sr. No.	Name(s) of the shareholder(s) and the Persons Acting in Concert (PAC) with them	Number of shares	Shares as a percentage of total number of shares {i.e., Grand Total (A)+(B)+(C) indicated in Statement at para (1)(a) above}	Details of warrants		Details of convertible securities		Total shares (including underlying shares assuming full conversion of warrants and convertible securities) as a % of diluted share capital
				Number of warrants	As a % total number of warrants of the same class	Number of convertible securities held	% w.r.t total number of convertible securities of the same class	
1	NA	0	0.00	0	0	0	0	0
<b>TOTAL</b>		<b>0</b>	<b>0.00</b>	<b>0</b>	<b>0</b>	<b>0</b>	<b>0</b>	<b>0</b>



(1)(d) Statement showing details of locked-in shares


Sr. No.	Name of the shareholder	Number of locked-in shares	Locked-in shares as a percentage of total number of shares (i.e., Grand Total (A)+(B)+(C) indicated in Statement at para (1)(a) above)
1	NA	0	0.00
<b>TOTAL</b>		<b>0</b>	<b>0.00</b>



(II)(a) Statement showing details of Depository Receipts (DRs)

Sr. No.	Type of outstanding DR (ADRs, GDRs, SDRs, etc.)	Number of outstanding DRs	Number of shares underlying outstanding DRs	Shares underlying outstanding DRs as a percentage of total number of shares (i.e., Grand Total (A)+(B)+(C) indicated in Statement at para (I)(a) above)
1	GDR-Bank of New York	36250	72500	2.33
<b>TOTAL</b>		<b>36250</b>	<b>72500</b>	<b>2.33</b>

Note: As per Clause 5.1 of the Scheme of Arrangement between TAAL and TEL, TEL shall issue and allot to the Depository representing the holder of GDR (Global Depository Receipts) of TAAL outstanding on the Record Date, shares of TEL in the ratio mentioned in the Scheme.



A circular stamp with the text "TAAL Enterprises Limited" around the perimeter. A handwritten signature is written over the stamp.



(II)(b) Statement showing holding of Depository Receipts (DRs), where underlying shares held by "promoter/promoter group" are in excess of 1% of the total number of shares

Sr. No.	Name of the DR Holder	Type of outstanding DR (ADRs, GDRs, SDRs, etc.)	Number of shares underlying outstanding DRs	Shares underlying outstanding DRs as a percentage of total number of shares (i.e., Grand Total (A)+(B)+(C) indicated in Statement at para (I)(a) above}
1	NA	0	0	0.00
<b>TOTAL</b>		0	0	0.00

